



Aluminum Van Equipment

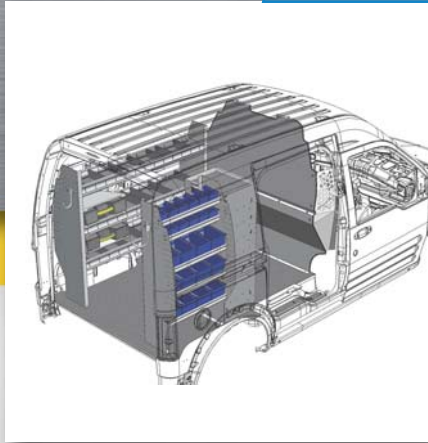
Transit Connect

Package Catalog



Aluminum Van Equipment

162 lbs

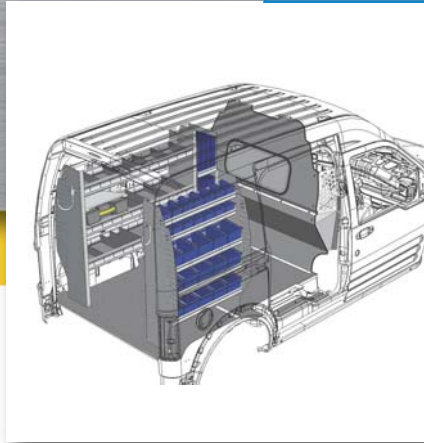


Plumber

Package

P 4/5

135 lbs

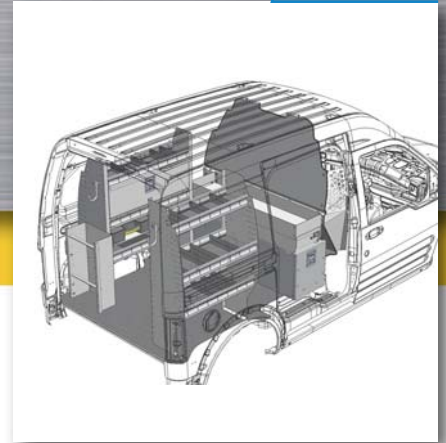


Service

Package

P 6/7

136 lbs



Electrical

Package

P 8/9



Driven by Efficiency

Ranger was started in a garage in 1988 by two brothers who had a passion for quality, organization, and efficiency. These same values still bind Ranger people together, bringing a new level of product innovation to fleets around the world.

The demands on today's fleets are intense: reduce your carbon footprint; find ways to work smarter; maintain your profitability; overcome the inefficiencies of a mobile service industry; the list continues...

Ranger has the answers to these industry challenges....Lightweight, aircraft grade aluminum units that weigh in at half the weight of steel equivalents; extruded shelving sections with unsurpassed rigidity and silence; innovative drawer units that eliminate the need to climb into the vehicle; and a world class guarantee, these add up to winning solutions for your fleet.

We are looking forward to helping guide you through the steps of outfitting your fleet!

Randal & Derek Cowie

Owners, Ranger Design Inc



LADDER RACKS

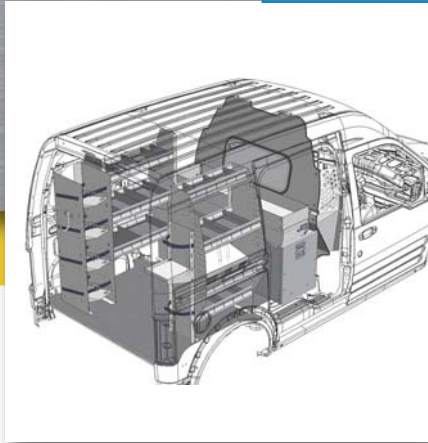


SHELVING



PARTITIONS

144 lbs

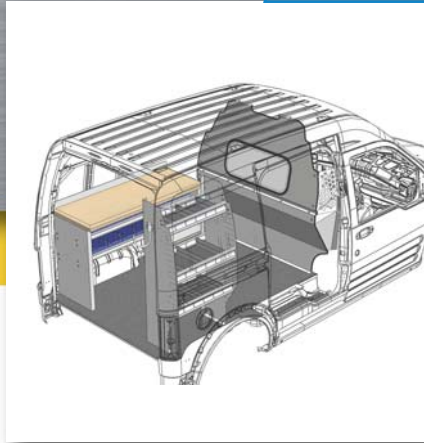


HVAC

Package

P 10/11

161 lbs

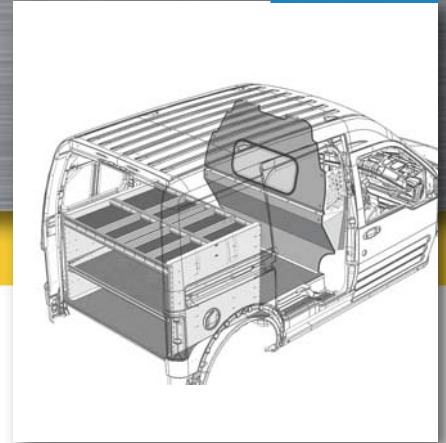


Work Station

Package

P 12/13

138 lbs



Delivery

Package

P 14/15



Strong & Durable

Backed by a 10 year Guarantee



Organized

Take control of your workspace



Lightweight Aluminum

Less than half the weight of steel



Quiet

A peaceful ride with no rattles



Personalized

A solution that works for you



BIN SHELVING



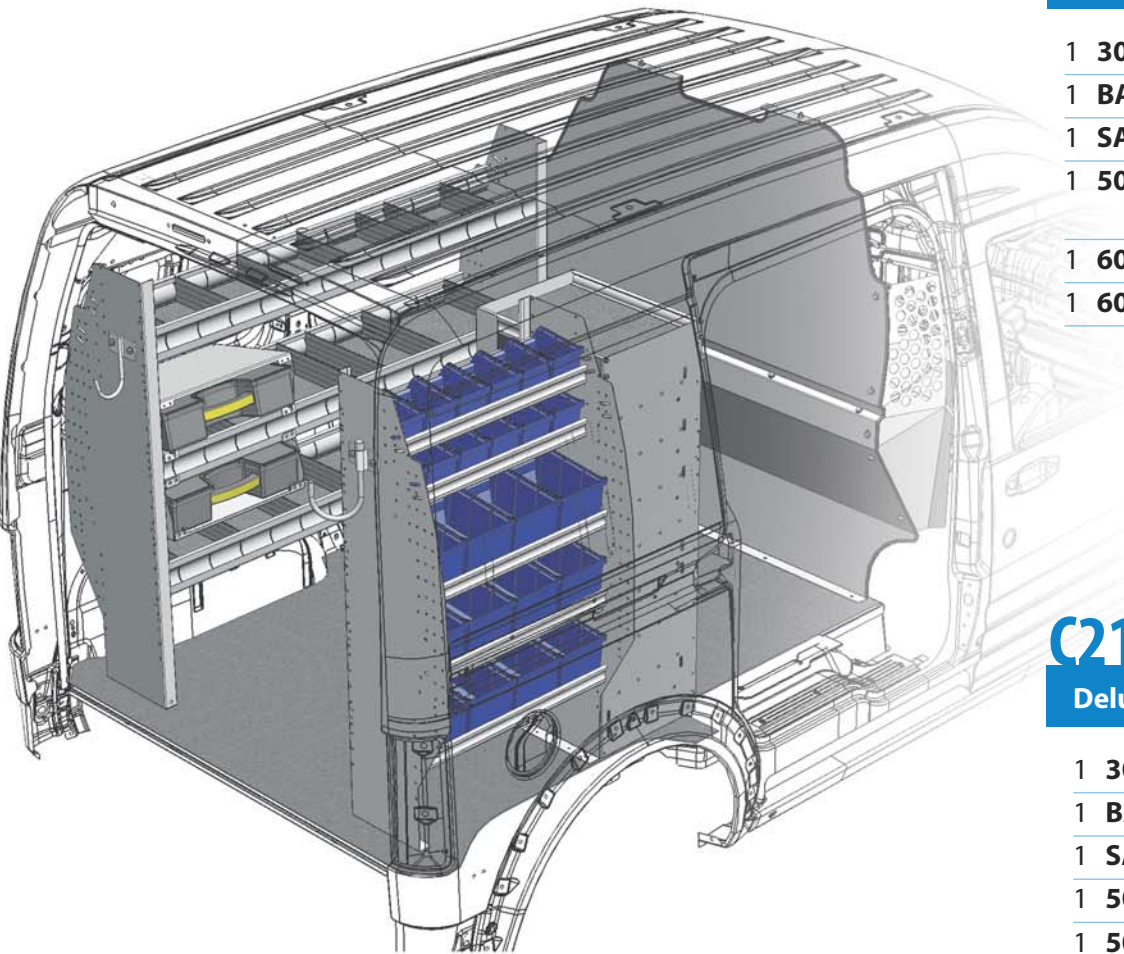
DRAWER SYSTEMS



FOLD-AWAY



Aluminum *Plumber* Package



C315

Base Aluminum Plumber Package

- | | | |
|---|----------------|--|
| 1 | 3010-FC | Safety Partition |
| 1 | BA24 | 24" bin unit with 5 shelves |
| 1 | SA30-3 | 30" shelf unit with 3 shelves |
| 1 | 5083 | Partskeeper Cabinet with 5 Cases & 2 shelves |
| 1 | 6070 | Fixed Hook |
| 1 | 6072 | Swivel Hook |

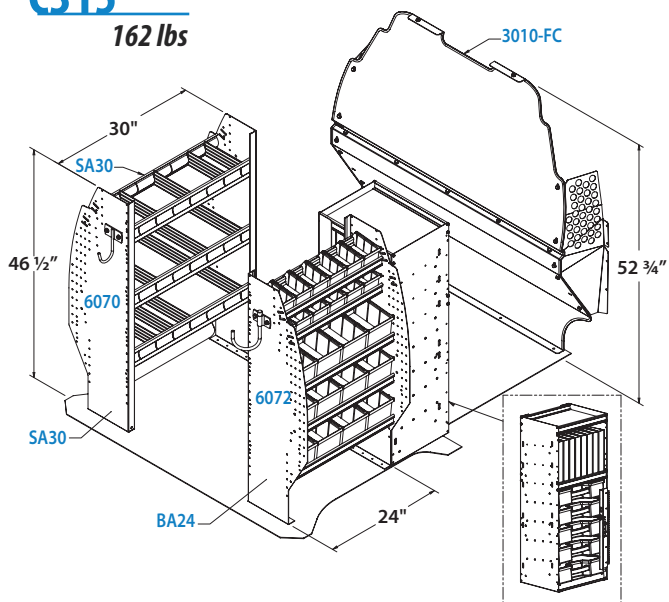
C215

Deluxe Aluminum Plumber Package

- | | | |
|---|----------------|--|
| 1 | 3010-FC | Window Partition |
| 1 | BA24 | 24" bin unit with 5 shelves |
| 1 | SA54-3 | 54" shelf unit with 3 shelves |
| 1 | 5070 | Partskeeper |
| 1 | 5076 | Partskeeper |
| 1 | 5083 | Partskeeper Cabinet with 5 Cases & 2 shelves |
| 1 | 6070 | Fixed Hook |
| 1 | 6072 | Swivel Hook |

C315

162 lbs



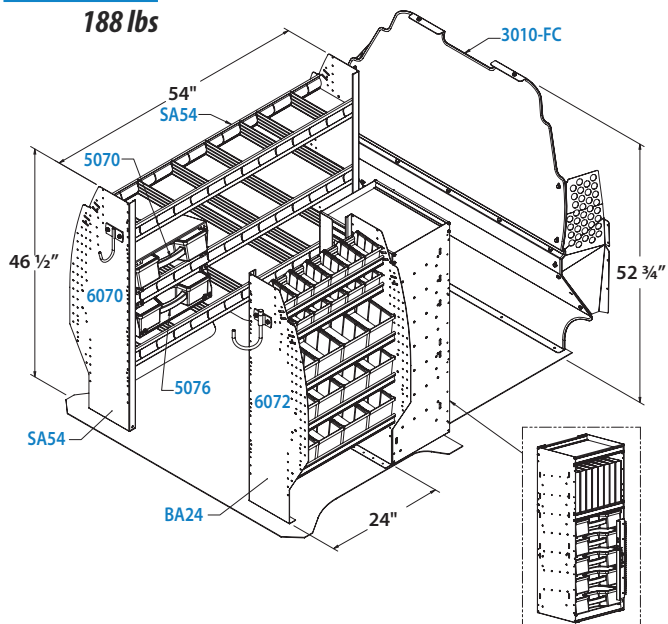
Optional

5040 Cab Box



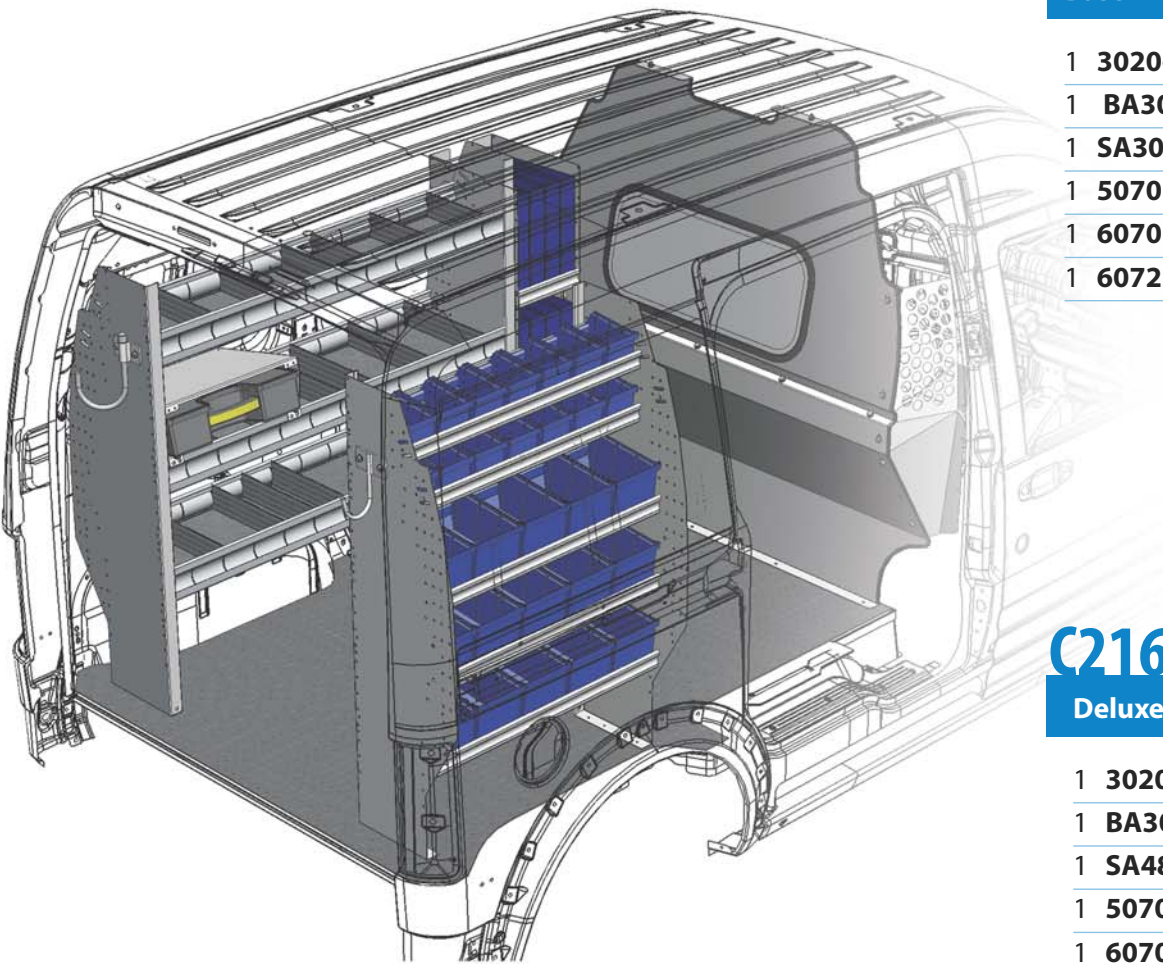
C215

188 lbs





Aluminum *Service* Package



C316

Base Aluminum Service Package

- | | | |
|---|----------------|-------------------------------|
| 1 | 3020-FC | Window Partition |
| 1 | BA30 | 30" bin unit with 5 shelves |
| 1 | SA30-3 | 30" shelf unit with 3 shelves |
| 1 | 5070 | Partskeeper |
| 1 | 6070 | Fixed Hook |
| 1 | 6072 | Swivel Hook |

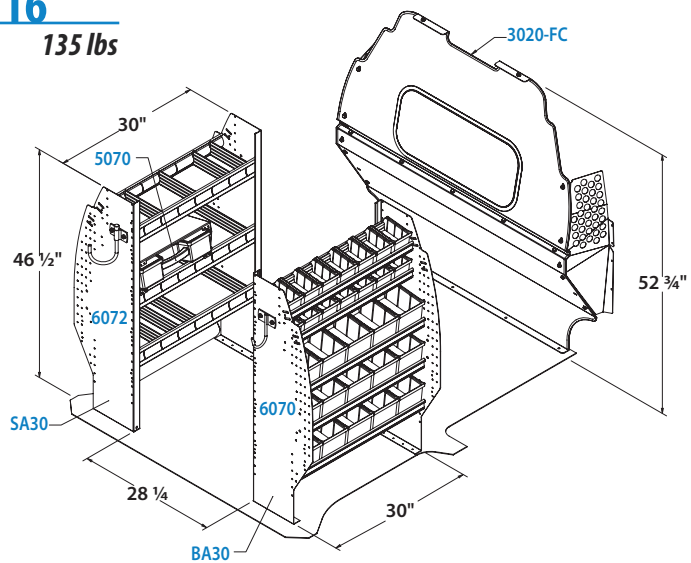
C216

Deluxe Aluminum Service Package

- | | | |
|---|----------------|-------------------------------|
| 1 | 3020-FC | Window Partition |
| 1 | BA30 | 30" bin unit with 5 shelves |
| 1 | SA48-3 | 48" shelf unit with 3 shelves |
| 1 | 5070 | Partskeeper |
| 1 | 6070 | Fixed Hook |
| 1 | 6072 | Swivel Hook |
| 1 | 7109 | Bookshelf |

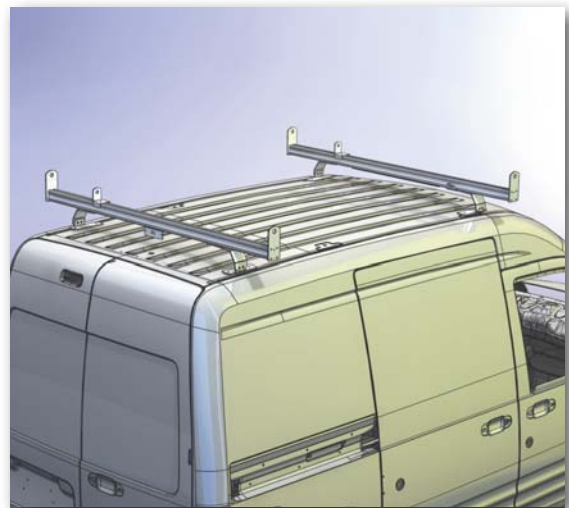
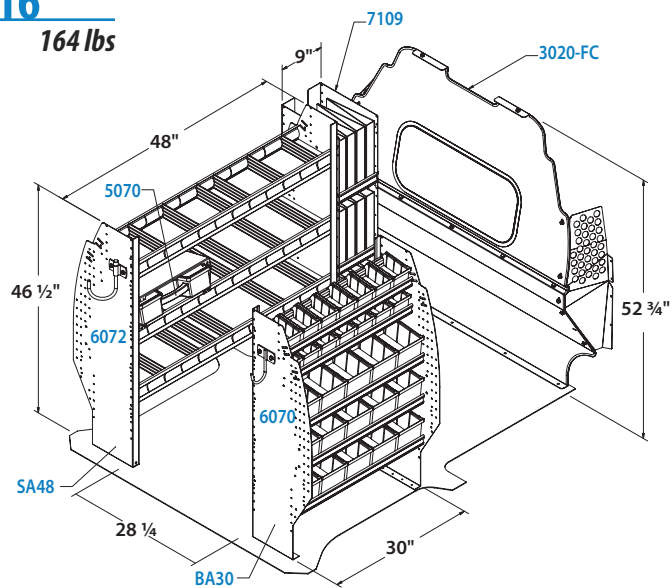
C316

135 lbs



C216

164 lbs



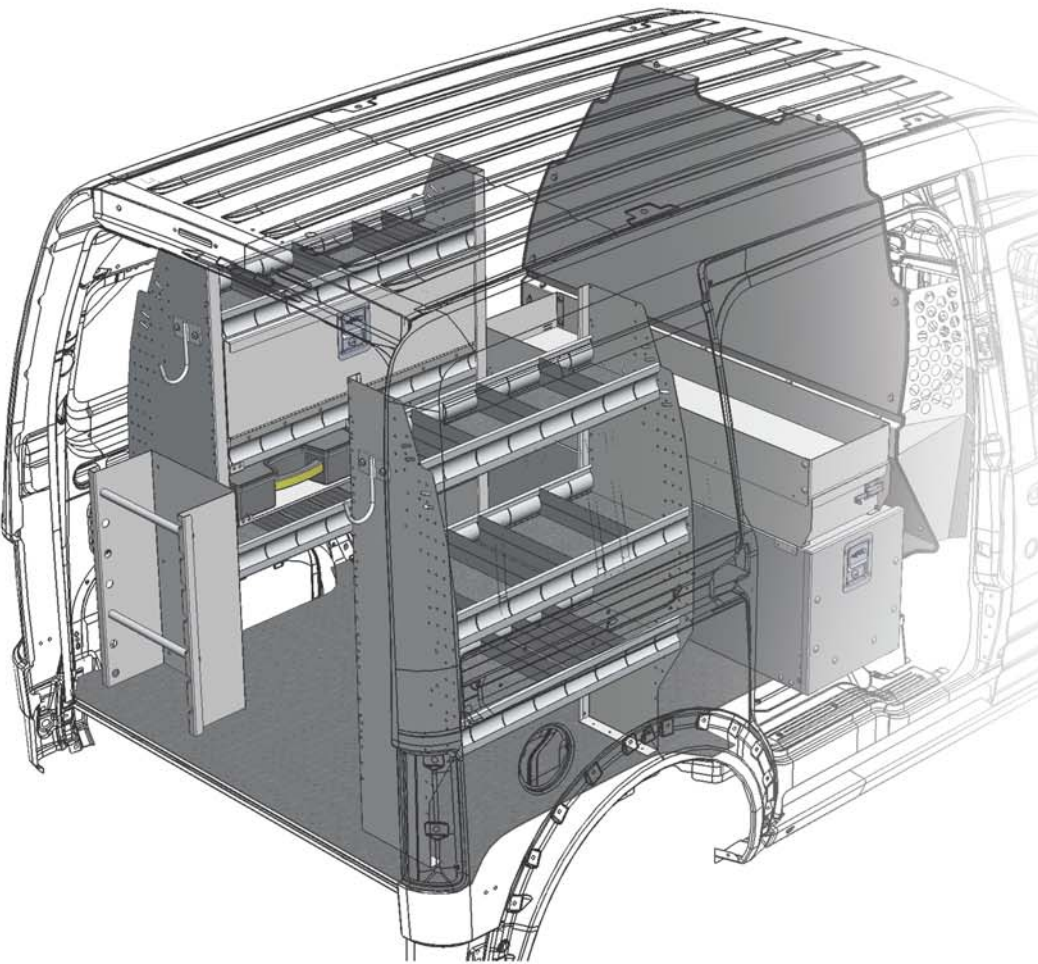
Optional

1005 Cargo Rack





Aluminum *Electrical* Package



C311

Base Aluminum Electrical Package

- | | | |
|---|----------------|-------------------------------|
| 1 | 3010-FC | Safety Partition |
| 1 | SA30-3 | 30" shelf unit with 3 shelves |
| 1 | SA36-3 | 36" shelf unit with 3 shelves |
| 1 | 5076 | Partskeeper |
| 1 | 6070 | Fixed Hook |
| 1 | 6072 | Swivel Hook |
| 1 | 7124 | Reel Holder |
| 1 | 7728 | Locking Door |

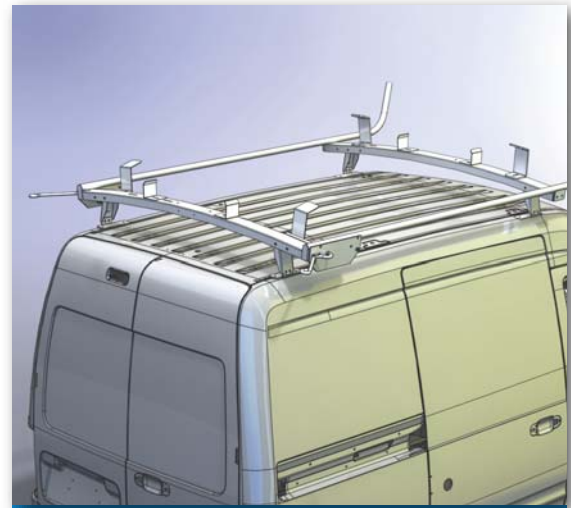
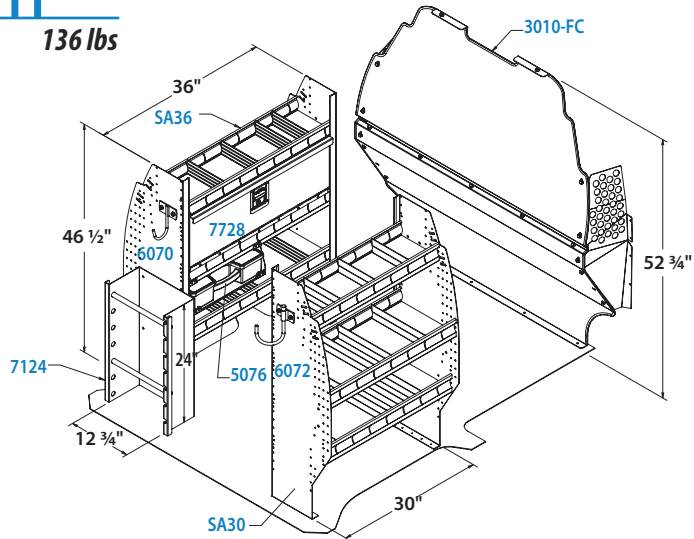
C211

Deluxe Aluminum Electrical Package

- | | | |
|---|----------------|-------------------------------|
| 1 | 3010-FC | Safety Partition |
| 1 | SA30-3 | 30" shelf unit with 3 shelves |
| 1 | SA36-3 | 36" shelf unit with 3 shelves |
| 1 | 5010 | Partslider |
| 1 | 5020 | Tool Drawer |
| 1 | 5048 | Edge For Partslider |
| 1 | 5076 | Partskeeper |
| 1 | 6070 | Fixed Hook |
| 1 | 6072 | Swivel Hook |
| 1 | 7124 | Reel Holder |
| 1 | 7728 | Locking Door |


C311

136 lbs



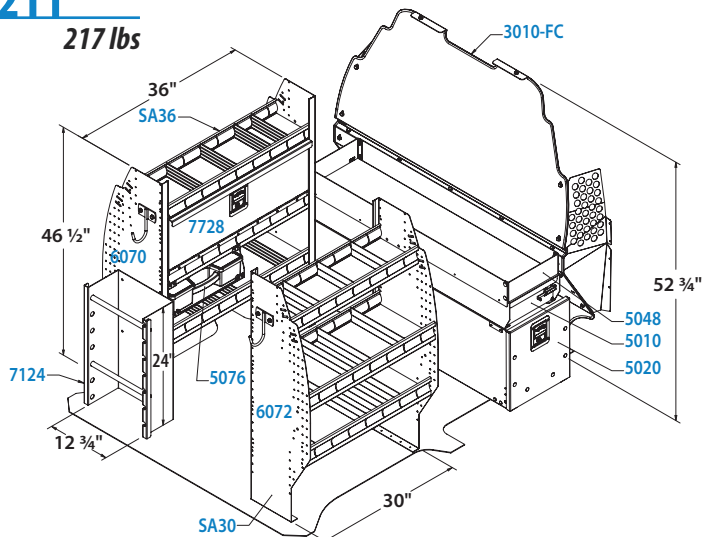
Optional

1030 Double Side Ladder Rack



C211

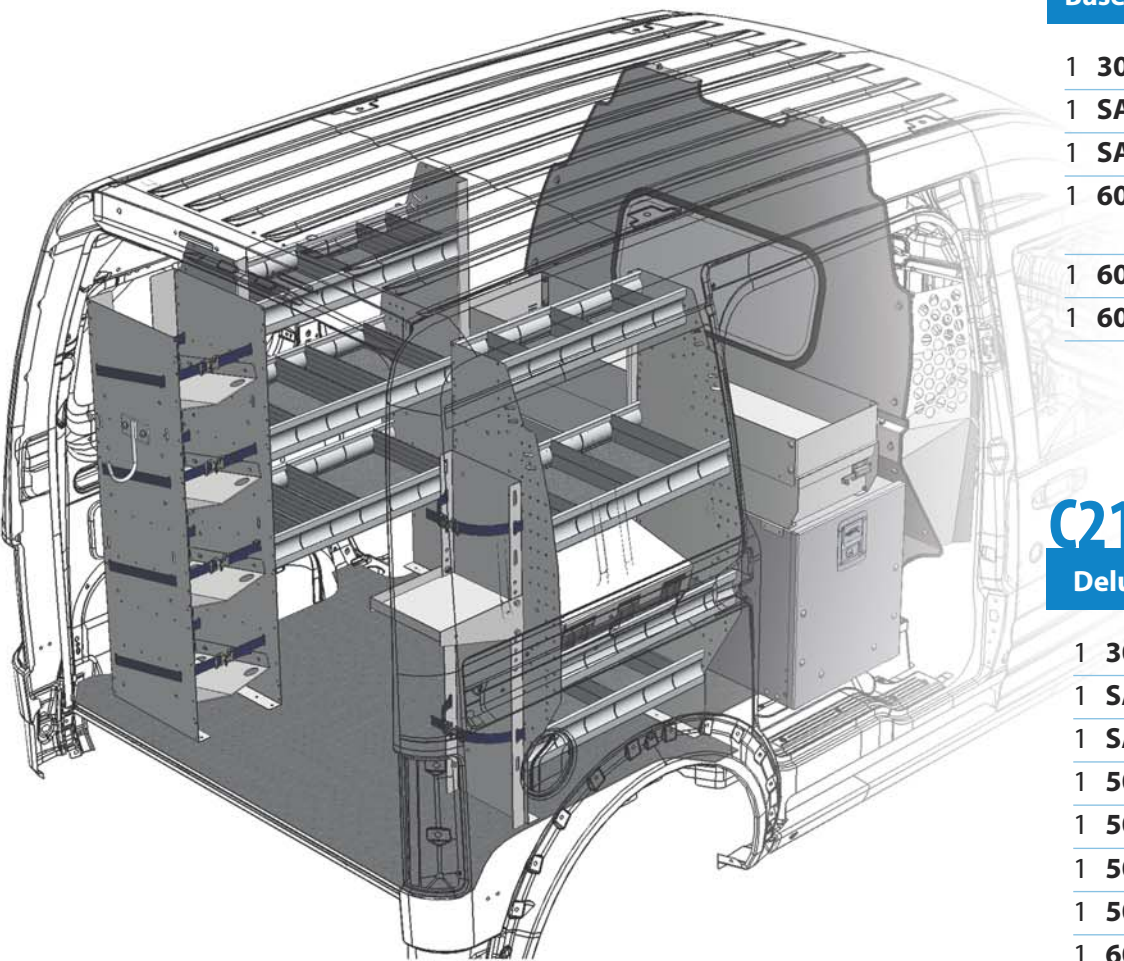
217 lbs





Aluminum HVAC

Package



C312

Base Aluminum HVAC Package

- | | | |
|---|----------------|-------------------------------------|
| 1 | 3020-FC | Window Partition |
| 1 | SA24-4 | 24" shelf unit with 4 shelves |
| 1 | SA30-3 | 30" shelf unit with 3 shelves |
| 1 | 6007 | 4 Tier Freon Rack for small bottles |
| 1 | 6010 | Two Level Bottle Holder |
| 1 | 6070 | Fixed Hook |

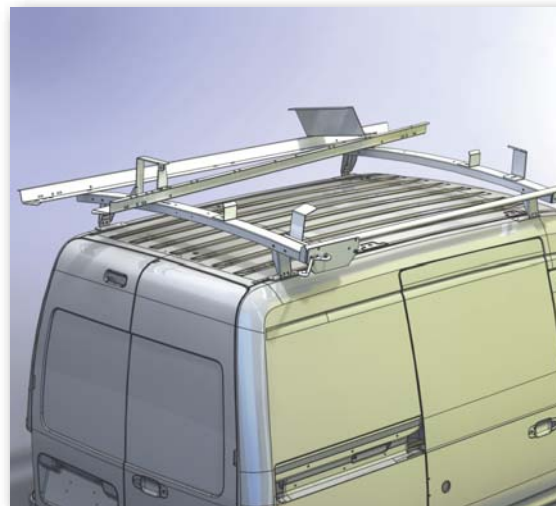
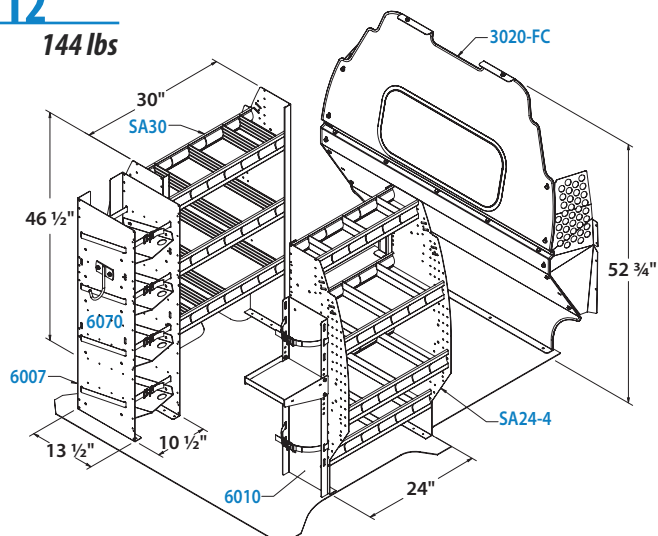
C212

Deluxe Aluminum HVAC Package

- | | | |
|---|----------------|-------------------------------------|
| 1 | 3020-FC | Window Partition |
| 1 | SA24-4 | 24" shelf unit with 4 shelves |
| 1 | SA30-3 | 30" shelf unit with 3 shelves |
| 1 | 5010 | Partslider |
| 1 | 5025 | Jumbo Tool Drawer |
| 1 | 5048 | Edge For Partslider |
| 1 | 5070 | Partskeeper |
| 1 | 6007 | 4 Tier Freon Rack for small bottles |
| 1 | 6010 | Two Level Bottle Holder |
| 1 | 6070 | Fixed Hook |
| 1 | 7729 | Locking Door |

C312

144 lbs

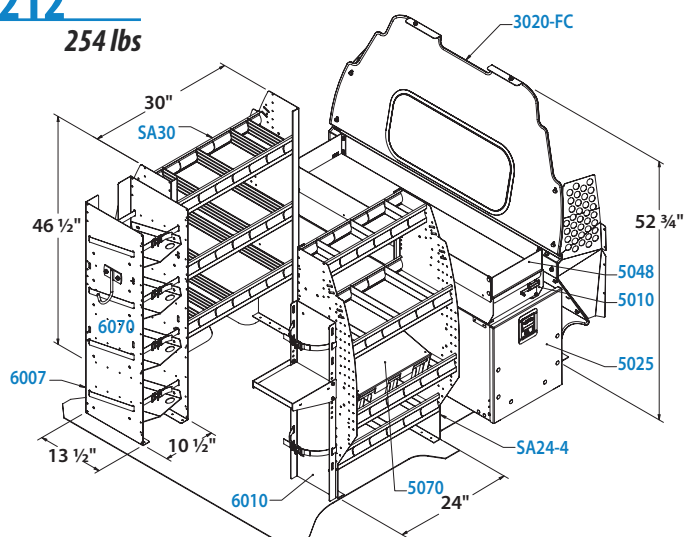


Optional

1025 Combination Ladder Rack

C212

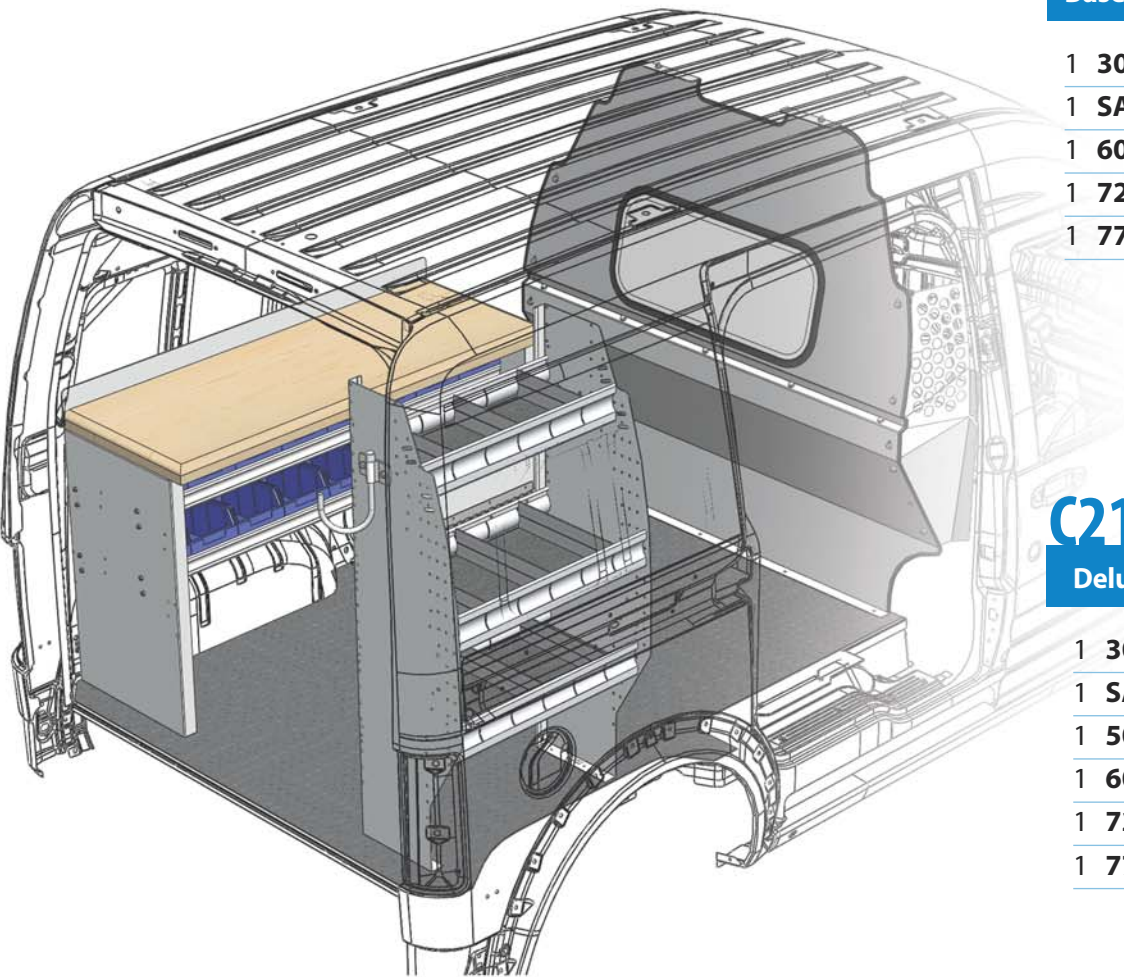
254 lbs



Base and Deluxe Packages hold up to four 30 lbs bottles and two 50 lbs bottles.



Aluminum *Work Station* Package



C317

Base Aluminum Work Station Package

- | | | |
|---|----------------|-------------------------------|
| 1 | 3020-FC | Window Partition |
| 1 | SA24-3 | 24" shelf unit with 3 shelves |
| 1 | 6072 | Swivel Hook |
| 1 | 7248 | 28" high Workbench with bins |
| 1 | 7729 | Locking Door |

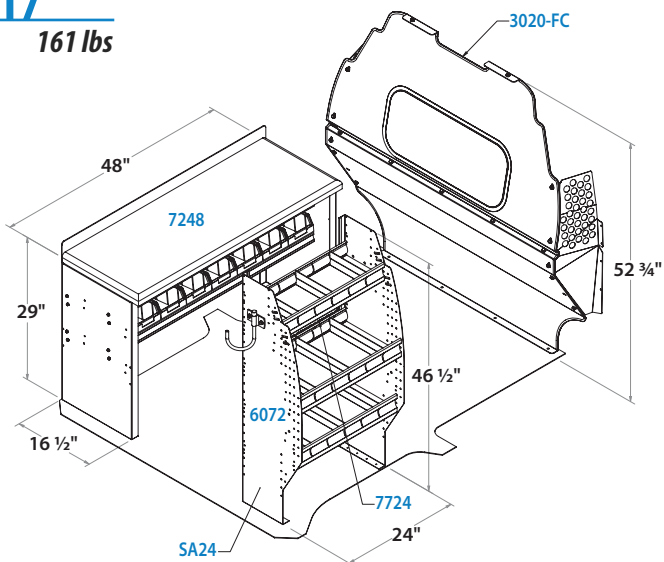
C217

Deluxe Aluminum Work Station Package

- | | | |
|---|----------------|-------------------------------|
| 1 | 3020-FC | Window Partition |
| 1 | SA24-3 | 24" shelf unit with 3 shelves |
| 1 | 5067 | 6 Drawer Cabinet |
| 1 | 6072 | Swivel Hook |
| 1 | 7247 | 28" high Workbench |
| 1 | 7729 | Locking Door |

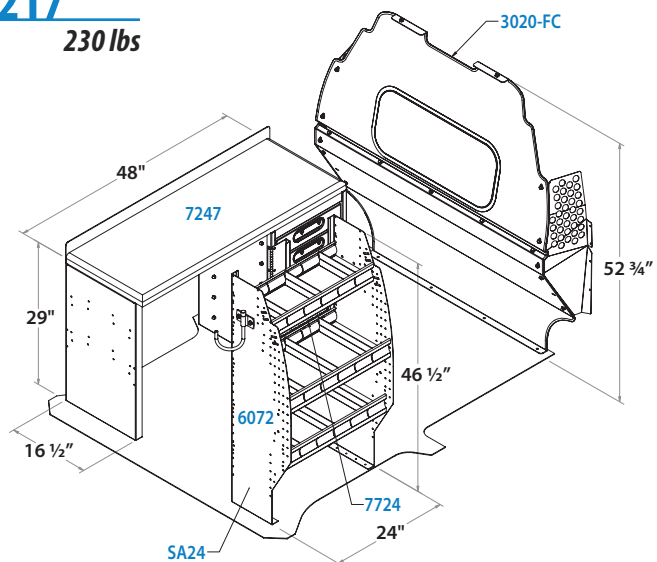
C317

161 lbs



C217

230 lbs



Optional

5069 Drawer Unit



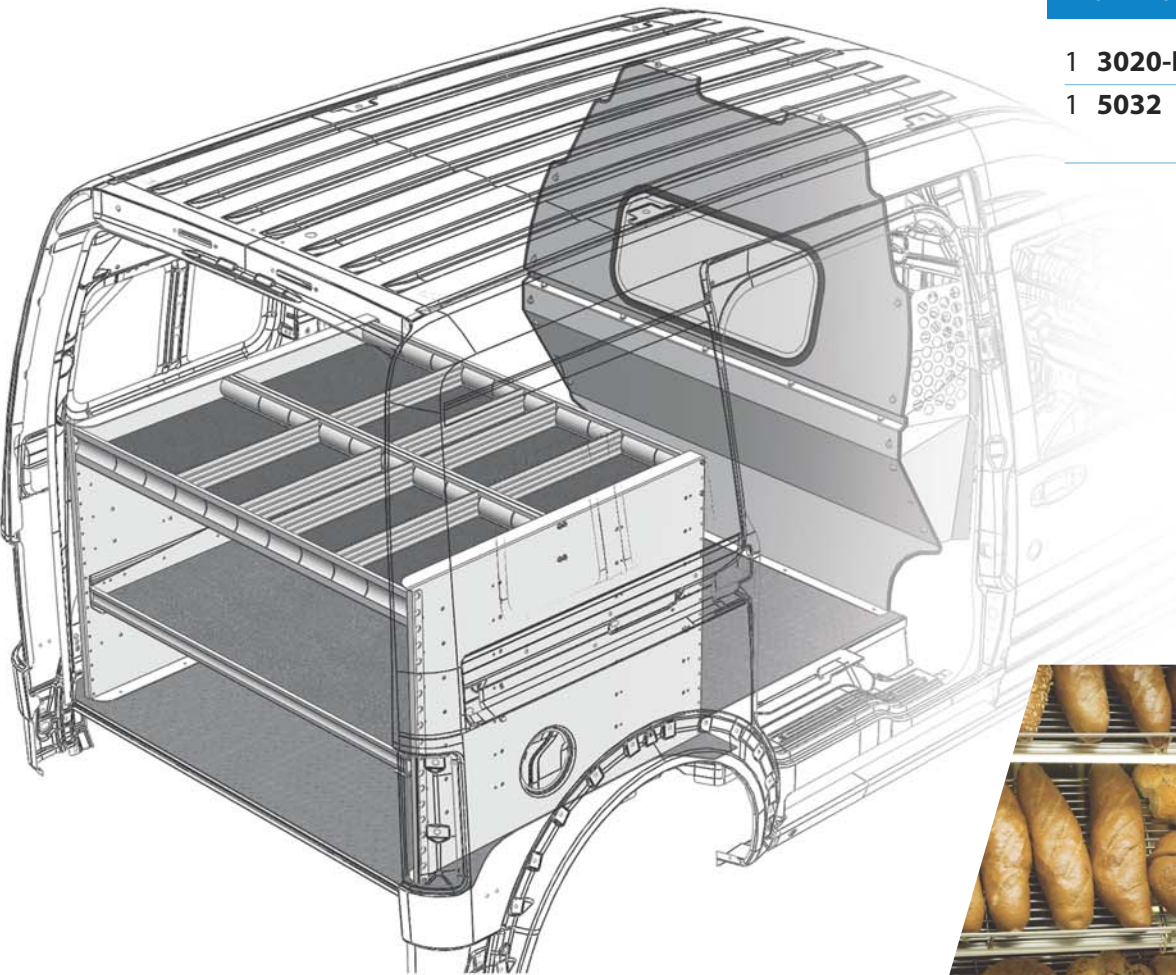


Aluminum *Delivery* Package


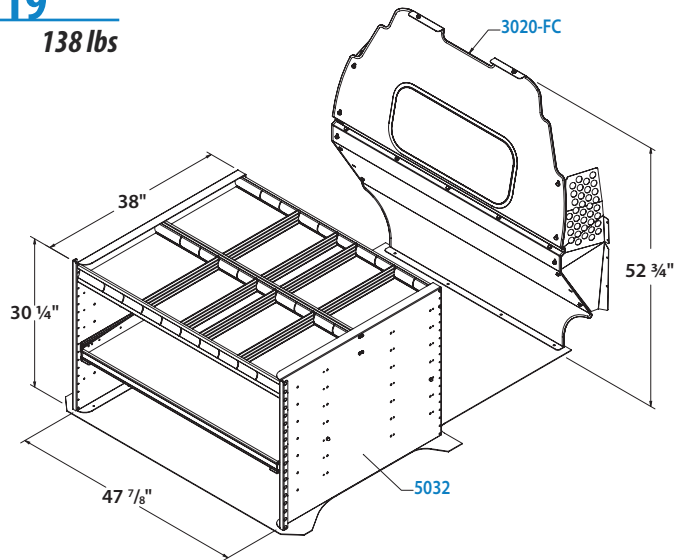
C319

Aluminum Delivery Package

- 1 **3020-FC** Window Partition
- 1 **5032** Drawer Unit with one sliding shelf



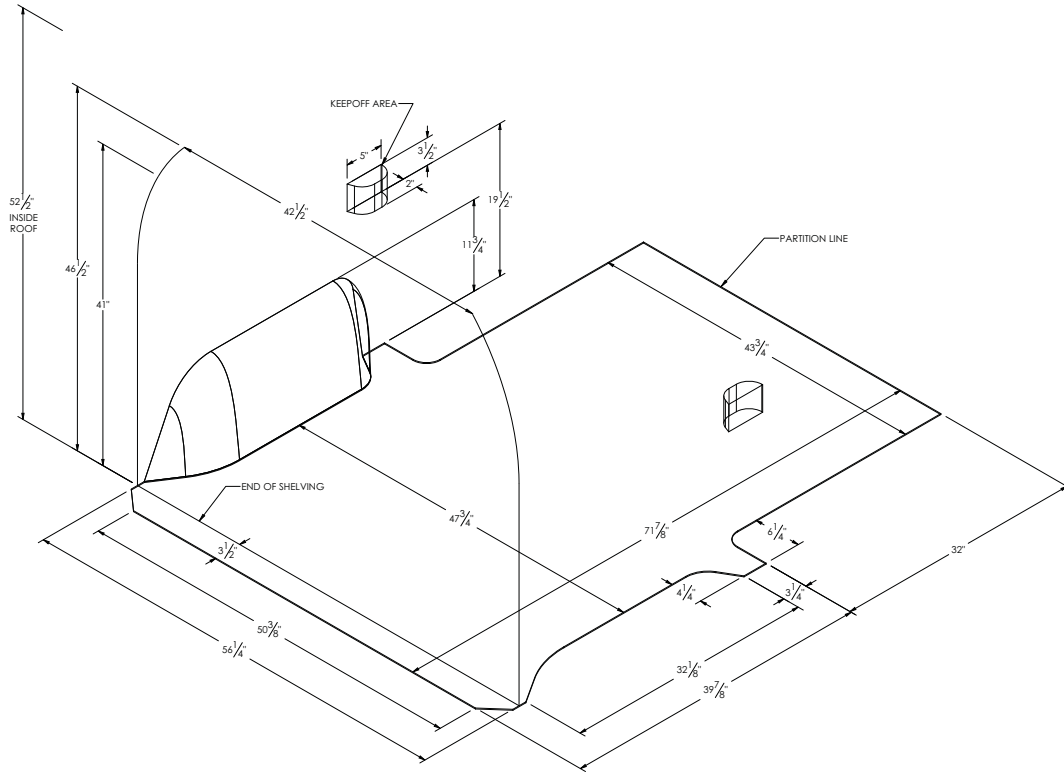
C319
138 lbs



Optional
6067 Paper Holder



Transit Layout Guide



(800) 565-5321

www.rangerdesigninc.com

info@rangerdesigninc.com

Your Local Dealer: